©THIS DRAWING IS THE EXCLUSIVE PROPERTY OF MARQUARDT GMBH. WITHOUT THEIR CONSENT IT MAY NOT BE REPRODUCED OR GIVEN TO THIRD PARTIES.

VERTRAULICH CONFIDENTIAL

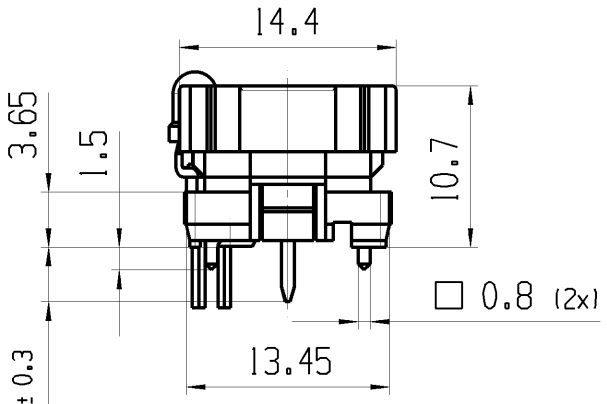

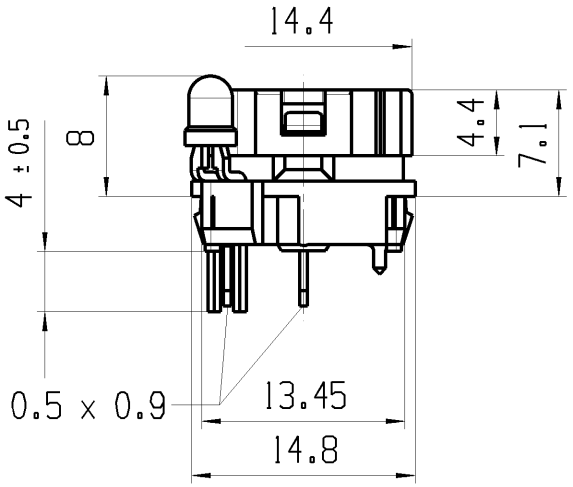

Empfohlener Ausschnitt fuer Rastbefestigung
(Grat gegenueber Bestueckungsseite)

Recommended cut-out for snap-in fixing
(edge opposite to snap-in direction)

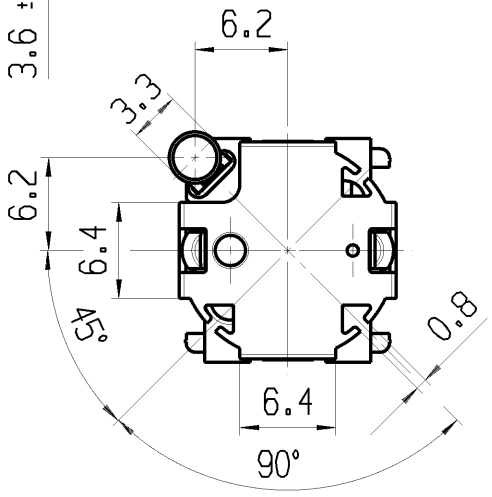

Empfohlenes Lochbild, Bauteilseite;
Toleranz nach DIN IEC 326 Teil 3 sehr fein

Recommended terminal layout, side of component;
tolerance as per DIN IEC 326 item 3 very fine

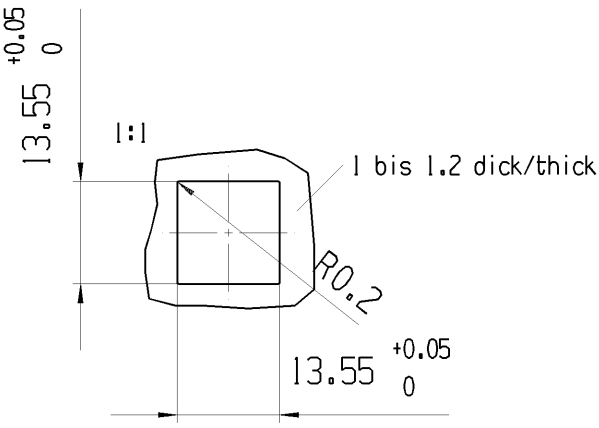

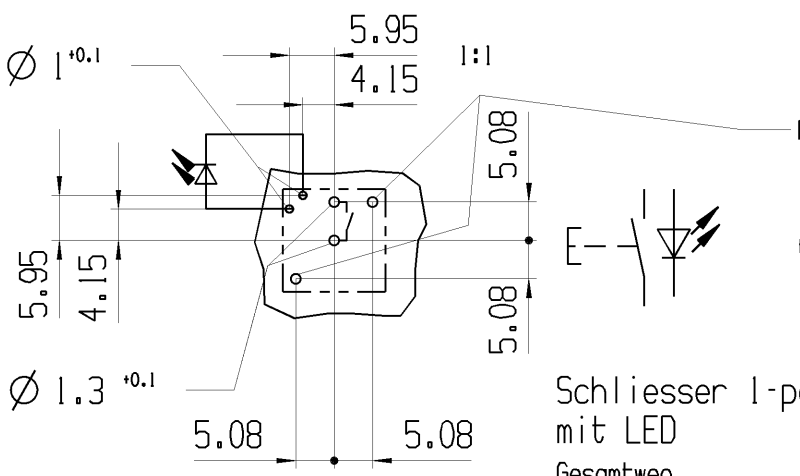

Fixierloch: Fuer Rahmenmontage Ø 1.3 +0.1
Fuer Lpl-Montage an den gewuenschten Sitz angepasst

fixing hole: For snap-in fixing Ø 1.3 +0.1
For mounting on PC-board fitted for desired fit

Marking
Aufschrift

Schliesser 1-polig mit LED

Gesamtweg	
Betaetigungskraft	
Schaltspannung	
Schaltstrom	
LED gruen	
Strombegrenzung erforderlich	

SPNO with LED

total travel	1.4mm± 0.2mm
actuating force	ca. 0.7 N
voltage	max. 28 V
rating	max. 100 mA
LED green	20mA
current limitation required	

fuer Form und Lage FOR SHAPE AND LOC.		Allgemeintoleranzen UNTOLERANCED DIMENSIONS		Pause COPY	Blatt SHEET 01	TYP K / Zeichn./DRAWING NO. 64253131 / Index C
fuer Winkel FOR ANGLE ± °		PROJEKTION	Abmasse und Nennmassbereiche Angaben in mm / ALL DIMENSIONS ARE IN MILLIMETRES		Original Din A4 / Massstab SCALE 2:1	TASTE
					0 10 20 30mm	Keyboard Switch

Ausg. ISSUE	Aenderung REVISION	gez. DRAWN BY	Ausg. ISSUE	Aenderung REVISION	gez. DRAWN BY
c	52053	23.07.07 BRC			
b	21815	05.10.92 WS			
a	20657	25.01.91 WS			

CAD: NX V4.0

gez./DRAWN BY 23.07.07 BRC
gepr./CHECKED BY

Ersatz fuer/REPLACEMENT OF
Zg.gl.Nr.v.23.03.90

MARQUARDT

©Alle Rechte bei Marquardt GmbH, auch fuer den Fall von Schutzrechtsanmeldungen. Jede Verfuegungsbefugnis, wie Kopier- und Weitergaberecht, bei uns.